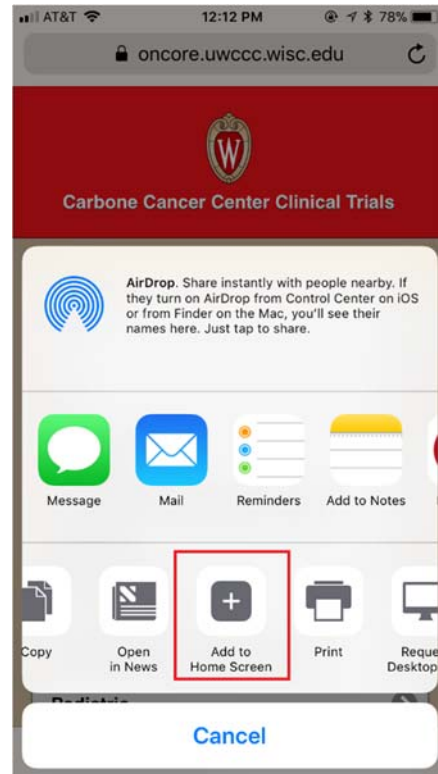
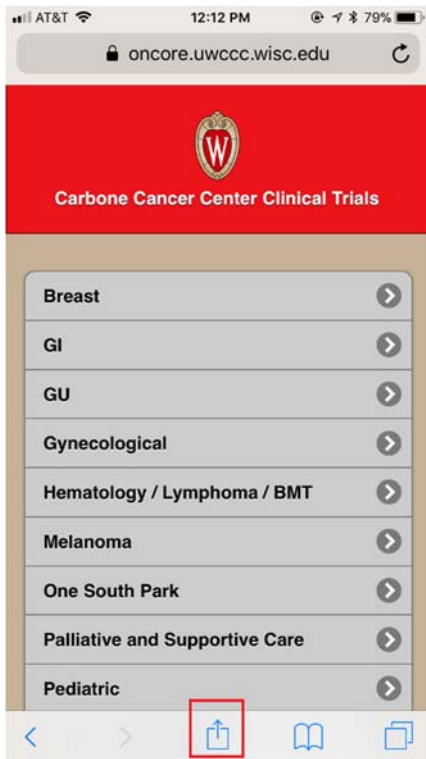
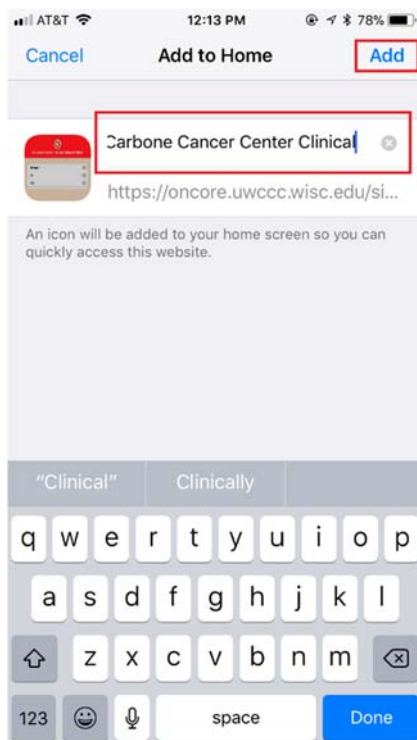


Adding the Mobile SIP as an app for Apple devices

1. Click on the below link from your mobile device: <https://oncore.uwccc.wisc.edu/sip-mobile/flowchart.html>



2. In your browser, with the SIP open, click on the icon at the bottom of the screen that looks like a box with an up arrow coming out of it
3. On the screen that pops up, scroll to the right on the row with the black and white icons. Select "Add to Home Screen"



4. Change the name to whatever you would like; this is what will appear on your home screen. Click "Add" in the upper right corner.
5. The icon will show up on your home screen like any other app.

